

# REQUIRED MATERIALS

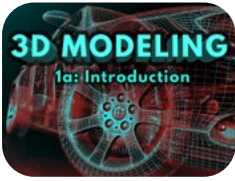
**Many of the courses from eDynamic Learning are not listed on this required materials list. This is because they don't require anything beyond a device to access the course. To obtain the standard technology requirements for each course, please visit <http://edynamiclearning.com/technical-accessibility-specifications/>**

**To learn more about each course description and outline, visit our full catalog at: <http://edynamiclearning.com/courses>**

3D Modeling 1a .....	4	Biotechnician 1a: Introduction .....	9
3D Modeling 1b .....	4	Biotechnician 1b: Advancements in Biotechnology .....	10
Access: Office Fundamentals Series.....	4	Business Communications 1a: Introduction .....	10
Advertising and Sales Promotion .....	4	Business Communications 1b: Listen, Speak, & Write in the Workplace .....	10
Agriscience 1: Introduction .....	5	Business Information Management 1a: Introduction .....	10
Agriscience 2: Sustaining Human Life.....	5	Business Information Management 1b: Data Essentials .....	11
Allied Health Assistant 1a: Introduction .....	5	Business Law 1a: Introduction.....	11
Allied Health Assistant 1b: Skills and Specialties .....	5	Business Law 1b: Legal Aspects of Business .....	11
American Sign Language 1a: Introduction .....	6	Business Ownership 1a: Introduction .....	11
American Sign Language 1b: Learning to Sign .....	6	Business Ownership 1b: Reach for the Stars.....	11
American Sign Language 2a: Communicating .....	6	Careers in Criminal Justice 1a: Introduction.....	12
American Sign Language 2b:Advancing Communication Skills .....	6	Careers in Criminal Justice 1b: Finding Your Specialty .....	12
American Sign Language 3a: Community & Culture .....	7	Coding 1a: Introduction to Programming.....	12
American Sign Language 3b: Conversations & Culture .....	7	Coding 1b: Programming.....	12
Anatomy and Physiology 1a: Introduction .....	7	Computer Maintenance 1a: Introduction .....	13
Anatomy and Physiology 1b:Discovering Form and Function...	7	Computer Maintenance 1b: Network Needs.....	13
Animation 1a: Introduction.....	8	Computing for College and Careers 1a: Introduction .....	13
Animation 1b: Animating Your Creativity.....	8	Cosmetology 2: The Business of Skin and Nails.....	13
Applied Engineering 1a: Introduction.....	8	Cosmetology 3a: Introduction to Hair Skills.....	15
Applied Engineering 1b: Solving Problems Together .....	8	Cosmetology 3b:Waving, Coloring & Advancing Hair Skills .....	15

Culinary Arts 1a: Introduction .....	15	Health Science Foundations 1b: Professional Responsibilities..	26
Culinary Arts 1b: Exploring Careers in Culinary Arts .....	16	Health Science: Nursing .....	26
Culinary Arts 2: Baking, Pastry, and More! .....	16	Health Science: Public Health .....	27
Cybersecurity 1a: Foundations.....	17	High School Career Discovery .....	27
Cybersecurity 1b: Defense Against Threats .....	17	Hospitality & Tourism 1 .....	27
Dental Assistant 1a: Introduction.....	18	Hospitality and Tourism 2a: Restaurant & Hotel Management ..	28
Dental Assistant 1b: Principles of Clinical Dentistry .....	18	Hospitality & Tourism 2b: Hotel and Restaurant Management...	28
Digital Design 1a: Introduction.....	18	Human and Social Services 1 .....	28
Digital Design 1b: Express Your Ideas Visually .....	19	Human Resource Management 1a: Introduction.....	28
Digital Media Fundamentals 1a: Introduction .....	19	Interior Design .....	29
Digital Media Fundamentals 1b: Producing for the Web .....	19	Introduction to Networking 1a: Introduction .....	29
Digital Media Web Design 2a: Build a Portfolio Website .....	19	Introduction to Networking 1b: Network Oversight .....	29
Digital Media Web Design 2b: Build an eCommerce Website...	19	Introduction to Programming 1a: Introduction .....	30
Digital Photography 1a: Introduction .....	20	Introduction to Programming 1b: Problem Solving Through Programming .....	30
Digital Photography 1b: Creating Images with Impact!.....	20	Learning in a Digital World: Strategies for Success .....	30
Digital Photography 2: Discovering Your Creative Potential.....	20	Legal Admin Specialist 1a: Introduction.....	30
Early Childhood Education 1a: Introduction .....	20	Legal Admin Specialist 1b: Taking Care of the Legal Office .....	31
Early Childhood Education 1b: Developing Early Learners.....	21	Life Skills: Navigating Adulthood .....	31
EKG Technician 1a: Introduction .....	21	Management 1a: Introduction.....	31
EKG Technician 1b: Analysis and Response.....	21	Management 1b: Insight & Oversight .....	31
Emergency Medical Responder 1a: Introduction.....	21	Marketing Foundations 1a: Introduction .....	32
Emergency Medical Responder 1b: Prepared for Action.....	22	Marketing Foundations 1b: Building Your Base.....	32
Entrepreneurship 1a: Introduction .....	22	Marketing 2a: Global Business and Trade.....	32
Entrepreneurship 1b: Make Your Idea a Reality .....	22	Marketing 2b: Developing a Sales Team .....	32
Excel: Office Fundamentals Series .....	22	Medical Assistant 1a: Introduction .....	33
Fashion Design.....	23	Medical Assistant 1b: Medical Assisting in Action.....	33
Forestry and Natural Resources.....	23	Medical Diagnostic Technology 1a: Introduction .....	33
Foundations of Game Design 1a: Introduction .....	23	Medical Diagnostics 1b: Exploring Systems & Procedures .....	33
Foundations of Game Design 1b: Storytelling, Mechanics, and Production .....	24	Medical Lab Assisting 1a: Introduction .....	34
Game Design 2a: Build a World .....	24	Medical Lab Assisting 1b: Clinical Lab Safety & Procedures ....	34
Game Design 2b: Launch a Game .....	24	Medical Office Administration 1a: Introduction .....	34
Game Design for Chromebooks 1a: Introduction .....	24	Medical Office Administration 1b: Vital to the Front Office .....	34
Health 1: Life Management Skills .....	25	Medical Terminology 1a: Introduction .....	35
Health & Physical Fitness 1a: Introduction .....	25	Medical Terminology 1b: Discovering Word Foundations .....	35
Health & Physical Education 1b: Invest in Your Health .....	25	Middle School Career Exploration 1 .....	35
Health Science 1: The Whole Individual.....	25	Middle School Career Exploration 2 .....	35
Health Science Foundations 1a: Introduction.....	26		

Middle School Coding 1a: Introduction.....	36	Robotics 2a: Design a Robot.....	43
Middle School Coding 1b: Learning Python & Javascript.....	36	Social Media: Our Connected World .....	44
Middle School Digital Art and Design .....	36	Sports Medicine 1a: Introduction.....	44
Middle School Exploring Business .....	36	Sports Medicine 1b: Injury Prevention.....	44
Middle School Exploring Health Science.....	36	Sports Medicine 2a: Working With Clients .....	44
Middle School Exploring Information Technology.....	37	Theater, Cinema and Film Production 1a: Introduction .....	45
Middle School Exploring Music.....	37	Theater, Cinema and Film Production 1b: Lights, Camera, Action! .....	45
Middle School Fitness .....	37	Touch Systems Data Entry: Keyboard Like a Pro.....	45
Middle School Game Design 1a: Introduction .....	37	The Lord of the Rings:An Exploration of the Films and Its Literary Influences.....	45
Middle School Photography: Drawing with Light .....	38	Web Development 1a: Introduction .....	46
Middle School Photography 1a: Introduction.....	38	Web Development 1b: Planning and Designing .....	46
Middle School 2D Studio Art.....	38	Web Development 2a: Sketching and Scripting .....	46
Microsoft Outlook: Office Fundamentals Series .....	39	Web Development 2b: Website Goes Live .....	46
Network Security Fundamentals 1a: Introduction.....	39	Word: Office Fundamentals Series.....	46
Network Security Fundamentals 1b: Forensics and Permissions .....	39	Women's Studies: A Personal Journey Through Film.....	47
Nursing Assistant 1a: Introduction.....	39	Workplace & Internship Readiness: Preparing for Work & Life .....	47
Nursing Assistant 1b: Patient Care.....	39		
Office Administration 1a: Introduction.....	40		
Office Administration 1b: Running the Office.....	40		
Operational Cybersecurity 1a: Introduction .....	40		
Operational Cybersecurity 1b: Security and Planning in the Workplace.....	40		
Pharmacology 1a: Introduction.....	40		
Pharmacology 1b: Analysis and Effects .....	41		
PowerPoint: Office Fundamentals Series.....	41		
Principles of Agriculture, Food and Natural Resources.....	41		
Principles of Business, Marketing, & Finance 1a: Introduction.....	41		
Principles of Business, Marketing, & Finance 1b: Targeting Your Business Insight .....	41		
Principles of Information Technology 1a: Introduction .....	42		
Principles of Information Technology 1b: Working with Computers .....	42		
Programming 2a: Procedural Programming.....	42		
Programming 2b: Creative Programming.....	42		
Reading and Writing for Purpose .....	43		
Restaurant Management.....	43		
Robotics 1a: Introduction.....	43		
Robotics 1b: Intelligent Robots.....	43		



Course Code: EDL353

## 3D Modeling 1a

### Physical

- Video recording device
- Paper and pencil
- Ruler
- Colored pencils/markers
- Camera

### Optional

- Drawing software

### Software

- Word processing software
- Presentation software
- Blender version 2.90
  - 64-bit eight core CPU
  - 32 GB RAM
  - Full HD displays
  - Three button mouse
  - Graphics card with +12 GB RAM
- Word processing software



Course Code: EDL354

## 3D Modeling 1b

### Physical

- Video recording device
- Paper and pencil
- Ruler
- Colored pencils/markers
- Camera

### Optional

- Drawing software

### Software

- Word processing software
- Presentation software
- Blender version 2.90
  - 64-bit eight core CPU
  - 32 GB RAM
  - Full HD displays
  - Three button mouse
  - Graphics card with +12 GB RAM
- Word processing software



Course Code: EDL232

## Access: Office Fundamentals Series

### Physical Materials

- Computer (with internet access and the ability to record audio)

### Optional

- a printer

### Software

- Microsoft Access
- Word processing software (Word, Google Docs, etc.)
- Presentation software (PowerPoint, Google Slides, etc.)



Course Code: EDL064

## Advertising and Sales Promotion

### Physical

- A digital camera or camera phone



Course Code: EDL065

## Agriscience 1: Introduction

### Physical

- Indoor or outdoor plant
- Video recording device
- Audio recording device
- Camera
- Note taking materials (tablet, pen/paper, etc.)

### Software

- Word processing software
- Presentation software
- Spreadsheet software

### Optional

- A helper
- Phone



Course Code: EDL066

## Agriscience 2: Sustaining Human Life

### Physical

- Plant seeds or cuttings
- Growing media
- Growing container
- A sharp blade and rooting hormone, depending on the plant you choose
- Soil or other growing media
- Soil test kit
- 2-3 pots
- Seeds of your choice (make sure your growing medium is appropriate for the seed you chose)
- Plant
- Pest management materials (vary based on chosen strategy)



Course Code: EDL249

## Allied Health Assistant 1a: Introduction

### Required Materials

- Computer with:
  - Internet access
  - Word processing program
  - Slideshow creation program
- Optional spreadsheet program
- Cell phone, tablet, or computer camera with sound and video recording abilities



Course Code: EDL250

## Allied Health Assistant 1b: Skills and Specialties

### Required Materials

- Computer with:
  - Internet access
  - Word processing program
  - Slideshow creation program
- Cell phone, tablet, or computer camera with sound and video recording abilities
- 1 person (family, friend, classmate) or a child's doll/stuffed animal on which to demonstrate procedures and to use in videos
- Mock instruments (a toy doctor's kit, fake test strips, household items, cardboard or paper, box, stickers etc.)
- Access to an individual in the medical imaging field, a healthcare facility with an EKG technician, Registered Respiratory Therapist, member from the surgical field



Course Code: EDL090

## American Sign Language 1a: Introduction

### Required Materials

- Computer with:
  - Internet access
  - Word processing program
  - Slideshow creation program
- Cell phone, tablet, or computer camera with sound and video recording abilities
- A person, large stuffed animal, or chair
- 2 people (family, friend, classmate) to use in videos and lead a discussion with
- A photo (or even a drawing) of your family
- A hat—silly, crazy, or ordinary is fine
- Blank Paper
- Drawing tools (pencils, markers, etc.)

*Note:* Sign order should not be the focus of this course. While students should make an effort to put things into ASL sign order when appropriate, grading should not be based on this. Please also be aware that while you may learn particular signs one way, it's possible others may learn the same signs in a slightly different manner. As in any language, there are many variances between signs and signers, as well as regional and cultural differences. Signs may also be shortened or simplified for the ease of conversation.



Course Code: EDL134

## American Sign Language 1b: Learning to Sign

### Required Materials

- Computer with:
  - Internet access
  - Word processing program
  - Slideshow creation program
- Cell phone, tablet, or computer camera with sound and video recording abilities
- A person, large stuffed animal, or chair
- 2 people (family, friend, classmate) to use in videos and lead a discussion with
- A photo (or even a drawing) of your family
- A hat—silly, crazy, or ordinary is fine
- Blank Paper
- Drawing tools (pencils, markers, etc.)

*Note:* Sign order should not be the focus of this course. While students should make an effort to put things into ASL sign order when appropriate, grading should not be based on this. Please also be aware that while you may learn particular signs one way, it's possible others may learn the same signs in a slightly different manner. As in any language, there are many variances between signs and signers, as well as regional and cultural differences. Signs may also be shortened or simplified for the ease of conversation.



Course Code: EDL106

## American Sign Language 2a: Communicating

### Required Materials

- A camera (cell phone, table, or computer camera is fine)
- Photo of family or friends

*Note: It is strongly recommended that schools create a venue in which ASL 2a students can interact with each other and practice their newly acquired skills.*



Course Code: EDL135

## American Sign Language 2b: Advancing Communication Skills

### Required Materials

- A camera (cell phone, tablet, or computer camera is fine)
- Computer or tablet to play video
- Screen-capture software to record conversation or camera with ability to record conversation
- Simple video editing software

*Note: It is strongly recommended that schools create a venue in which ASL 2a students can interact with each other and practice their newly acquired skills.*





Course Code: EDL257

## American Sign Language 3a: Community & Culture

### Required Materials

- Video recording device
- Pencil or pen
- Scanner or camera to digitize map
- Materials to create a promotional tool (can be created and then a picture of the tool can be uploaded—poster, markers, glue, etc.)

### Software

- Word processing software
- Materials to create a promotional tool (can be digital—video, slideshow, etc.)

### Other

- Friend(s), family member(s), or conversation partner(s) for demonstration purposes
- Community member from another country for conversation

*Note: It is strongly recommended that schools create a venue in which ASL 2a students can interact with each other and practice their newly acquired skills.*



Course Code: EDL258

## American Sign Language 3b: Conversations & Culture

### Required Materials

- Cell phone, tablet, or computer camera with video recording abilities

### Software


- Word processing program (Word or Google Docs)
- Graphic design tool (like Canva)
- Slideshow program (Powerpoint or Google Slides)
- Spreadsheet software (Excel or Google Sheets)

### Other

- Access/transportation to a Deaf event
- Proof of event attendance (photo, signed letter, etc.)
- Conversation partner
- Community members or community program with which to volunteer or help

*Note:* Students in ASL 3a and 3b will need to practice their conversational ASL skills with a partner or group to advance their language skills to the intermediate level. For safety reasons, we ask that the teacher or school district locate another ASL student or member of the Deaf community who is willing to be a conversation partner in person or over video chat. If this conversation partner is not able to meet, the student will need the school district or teacher to locate an alternate conversation partner with whom to practice and complete assignments.

Students will also be asked to attend several Deaf events in the community. Alternate activities are provided for those students who are not able to find events in their areas or secure transportation.



Course Code: EDL148

## Anatomy and Physiology 1a: Introduction

### Required Materials

- Art supplies: paper, writing tools, modeling clay, paint, Styrofoam, or a jelly mold (needed if student is not preparing their project in a digital version)

- Smartphone or camera for recording still images
- Smartphone or video camera
- Home blood pressure monitor, or blood pressure monitor at school nurse, drugstore, etc.



Course Code: EDL149

## Anatomy and Physiology 1b: Discovering Form and Function

### Required Materials

- Word processing program (e.g., Microsoft Word)
- Paper and pens for drawing a diagram (optional)
- Video recording device (if teacher is remote); optional pencil or other small, thin ‘prop.’

- Access to a variety of substances of various density and composition (for percussion); e.g. fruit, hollow surfaces, jugs/cartons)
- Choice between: slideshow creation software (e.g. PowerPoint); video recording; audio recording



Course Code: EDL351

## Animation 1a: Introduction

### Required Materials

- Pencil
- Drawing paper
- Device with photo capabilities
- Colored Pencils
- Markers
- Three lights (e.g., two lamps and a floodlight) to set up a three-point lighting system.
- Several sheets of paper that contain a storyboard template
- One or more actors
- Notebook or Post-its, or some kind of book where pages are stacked and attached on one side so that you can flip the pages

### Software

- Word processing software
- TupiTube Desk Version 0.2.16
- Spreadsheet software

### Optional

- Simple video editing software to combine your shots into one video clip (OpenShot, Blender, and Movie Maker 10 are examples of applications that are available for free. Windows 10 has a built-in video editing app.)
- Slide presentation Software
- Software application that allows 2D drawing, such as Adobe Photoshop, 2D CAD, or Kami



Course Code: EDL352

## Animation 1b: Animating Your Creativity

### Required Materials

- Notebook or Post-its, or some kind of book where pages are stacked and attached on one side so that you can flip the pages
- Pencil
- Device with video capabilities

### Software

- Blender, software, version 2.9



Course Code: EDL255

## Applied Engineering 1a: Introduction

### Required Materials

- Computer with access to internet
- Paper
- Writing utensil
- Video recording tool
- Dry wash cloth or fabric
- PCV pipe - around 2 ft long (1/2" or 3/4" diameter)
- Empty, dry aluminum can
- PCV pipe - around 2 ft long (1/2" or 3/4" diameter)
- Dry wash cloth or fabric
- Tape

- One (1) styrofoam plate, cup or other source broken up into about half inch pieces (about one handful)
- Air inflated balloon
- 2 foot long piece of string
- Empty, dry aluminum can
- Account at <https://www.tinkercad.com/> (email required)
- Account at <https://www.tinkercad.com/> (email required)



Course Code: EDL256

## Applied Engineering 1b: Solving Problems Together

### Required Materials

- Video recording device
- Software
- Slide presentation software
- Spreadsheet software
- Word processing software
- Tinkercad (requires login)

- Other
- Helpers
- Optional
- Gantt-chart creation tool
- Writing supplies
- Audio recording device





Course Code: EDL361

# Biotechnician 1a: Introduction

## Physical

- 1 small packet of Agar-agar powder (you can get it at many Asian food markets or on Amazon)
- 12 inches of (16 in gauge) stainless-steel wire or copper wire (all metal)
- 2 alligator clips with wires
- 2 small, transparent cups
- 3 packets of concentrated (unsweetened) Kool-Aid of your favorite flavors and sugar
- 5 9v (9 volt) batteries
- 70-95% Isopropyl Alcohol (Rubbing Alcohol)
- Aluminum foil
- Baking soda
- Balance
- Black Pen
- Black Sharpie
- Cheesecloth
- Chemical disinfectant (or fake bottle)
- Composition notebook
- Container with a lid
- Corn syrup
- Cotton swabs
- Dish
- Distilled water
- Five – 9 volt batteries
- Flat container
- Food color
- Friend or family member
- Funnel
- Gel comb or flathead screwdriver
- Glasses or Cups
- Individually wrapped small candy bars (12)
- Jars or containers with food coloring and water
- Knife
- Liquid Food Coloring (3-4 different colors) with screw cap
- Measurement tools
- Measuring cups and measuring spoons
- Micropipette
- Micropipette tips
- Microwave
- Milk (2% or higher fat content)
- P20 micropipette
- Paper towels
- PPE: Rubber gloves, safety glasses, laboratory coat
- Printer
- Resealable plastic bag
- Ruler
- Safety glasses
- Salt
- Scale
- Scissors
- Sharp knife
- Small Tupperware container
- Spoon
- Strawberries
- Sugar
- Tall drinking glass
- Tape
- Toothpicks
- Tweezers or wooden skewer
- Video recording device
- Volumetric measuring devices such as a beaker, graduated cylinder, measuring cup, or tablespoon
- Water
- Wax paper or aluminum foil.
- White paper
- Writing utensil

## Software

- Presentation software
- Word processing software

## Optional

- Friend or family member
- Pretend Autoclave
- Pretend Bunsen burner
- Videoconferencing software



Course Code: EDL362

## Biotechnician 1b: Advancements in Biotechnology

### Physical

- Audio recording device
- Digital camera
- Pencil and paper
- Scissors

### Optional

- Pens
- Poster board

### Software

- Presentation software
- Spreadsheet software
- Word processing software
- Graphic design software



Course Code: EDL271

## Business Communications 1a: Introduction

### Required Materials

- Video recording device
- Audio recording device
- Various materials of choice for storyboarding (white board, blank paper, etc.)
- Props for making a sandwich

### Software

- An electronic repository
- Word processing software
- Spreadsheet software
- Presentation software

- An electronic communication tool (Facetime, Zoom, Google Meet, etc.)
- Various software of choice for a multimedia presentation (video editing, presentation, publishing, etc.)

### Other

- A peer or family member for communicative practice
- A live or recorded unscripted conversation to watch

### Optional

- Screen recording software



Course Code: EDL272

## Business Communications 1b: Listen, Speak, & Write in the Workplace

### Required Materials

- Video recording device
- Audio recording device
- Camera
- Paper
- Pen
- Markers

### Other

- A person to offer writing feedback

### Software

- Word processing software
- Spreadsheet software
- Presentation software
- Screen capture recording software

### Optional

- Digital design software



Course Code: EDL215

## Business Information Management 1a: Introduction

### Required Materials

- Sheets of plain paper, 8.5 x 11
- If students create mock-ups by hand, then paper will be required, but students may create mock-ups by hand, in Word, or some other electronic application.
- Chrome, Edge, or Firefox internet browser

- PDF reading capability
- If students choose to create folders and files in their own Dropbox account, then they will require login credentials, but the assignment can be completed in Windows Explorer.



Course Code: EDL216

## Business Information Management 1b: Data Essentials

### Required Materials

- Microsoft Office 2019 or an Office 365 Subscription



Course Code: EDL273

## Business Law 1a: Introduction

### Required Materials

- Video recording device or cell phone
- Audio recording device

### Software

- Graphic design software (like Canva)
- Slide presentation software
- Word processing software



Course Code: EDL274

## Business Law 1b: Legal Aspects of Business

### Physical

- Audio recording device

### Software

- Word processing software
- Design software (slideshow presentation software)

- Spreadsheet software
- Recording and editing software (e.g., Audacity free version)
- Infographic creation software (e.g., Canva)



Course Code: EDL281

## Business Ownership 1a: Introduction

### Required Materials

- Audio recording device
- Video recording device
- Pencil and paper

### Software

- Word processing software
- Presentation software
- Online maps
- Spreadsheet software



Course Code: EDL282

## Business Ownership 1b: Reach for the Stars

### Physical

- Audio recording device
- Video recording device
- Pencil and paper

### Software

- Presentation software
- Word processing software
- Spreadsheet software
- Graphic design software

### Optional

- Mapping software



Course Code: EDL347

## Careers in Criminal Justice 1a: Introduction

### Required Materials

- Sharpened pencil
- Two sheets of plain white paper
- Clear tape (packaging tape works best, but any clear tape will do)
- Camera or device that can take pictures
- Video recording device like a phone or camera
- Poster board
- Markers
- Pencil
- Blank sheet of paper
- One piece of sturdy paper (optional)
- Scissors (optional)
- Coloring utensils (markers, colored pencils, etc.)

- Microphone
- Headphones

### Software

- Graphic design tool (like Canva or something similar) (optional)
- Word processing software
- Slide presentation software
- Recording and editing software (e.g., audacity free version)

### Other

- Friend or family member to act as a “criminal”
- Someone to act out a script with (optional)



Course Code: EDL348

## Careers in Criminal Justice 1b: Finding Your Specialty

### Required Materials

- Sharpened pencil
- Two sheets of plain white paper
- Clear tape
- Camera or device that can take pictures
- Video recording device like a phone or camera
- Poster board, Markers, Pencil
- Blank sheet of paper
- One piece of sturdy paper (optional)
- Scissors (optional)
- Coloring utensils (markers, colored pencils, etc.)
- Microphone

- Headphones

### Software

- Graphic design tool (like Canva or something similar) (optional)
- Word processing software
- Slide presentation software
- Recording and editing software (e.g., audacity free version)

### Other

- Friend or family member to act as a “criminal”
- Someone to act out a script with (optional)



Course Code: EDL087

## Coding 1a: Introduction to Programming

### Required Materials

- Students will need to create a free account for the following sites: <https://www.pythonanywhere.com> and [/trello.com](https://trello.com)

- Students will use the following site to create flowcharts: <https://www.draw.io/>
- They can interact with these web sites through any typical web browser.



Course Code: EDL105

## Coding 1b: Programming

### Required Materials

- Students will need to create a free account for the following sites:
  - <https://www.pythonanywhere.com/>
  - <https://trinket.io/>

- Students will use the following site to create flowcharts: <https://www.draw.io/>
- They can interact with these web sites through any typical web browser.



Course Code: EDL336

## Computer Maintenance 1a: Introduction

### Required Materials

- Video recording device
- Pen and paper

### Software

- Word processing software
- Barcode creator

- QR code creator
- Text or Caret (Chromebook)
- Presentation software
- Graphic design software



Course Code: EDL337

## Computer Maintenance 1b: Network Needs

### Software

- Word processing software
- Presentation software
- Spreadsheet software

### Optional

- Graphic design software
- Pen and paper
- Digital camera



Course Code: EDL337

## Computing for College and Careers 1a: Introduction

### Physical

- Microphone (internal or external)
- Video recording device

### Software

- Word processing software
- Graphic design software
- Presentation software
- Spreadsheet software
- Gmail(requires login)
- Google Contacts(requires login)

- Screen recording software
- Microsoft Word
- Microsoft Excel
- Microsoft PowerPoint
- Ragic(requires login)

### Optional

- Image editing software
- Writing supplies



Course Code: EDL100

## Cosmetology 2: The Business of Skin and Nails

### Required Materials for All Activities/Labs

- |  |                                      |   |   |
|--|--------------------------------------|---|---|
| • A computer with:                                   | • Sound—a cell phone camera is fine  | • Clean sheets and towels   | • Optional (for those doing labs/activities by hand): |
| • Internet access                                    | • Video recording capabilities       | • Examples of work outfits – both appropriate and inappropriate                           | • Large butcher paper or poster board                 |
| • A word processing program and a slide-show program | • Trash can                          | • Five beauty products of any kind from your own bathroom (to research their ingredients) | • Printer   |
| • A friend or family member to be your model         | • Trolley for products and tools     |   | • Markers, colored pencils, crayons                   |
| • A camera with:                                     | • Disposable Latex or Nitrile Gloves |   |   |

### Basic Manicure & Pedicure Materials (in addition to General Materials):

- |                             |                       |                             |                                  |
|-----------------------------|-----------------------|-----------------------------|----------------------------------|
| • A desk (technician table) | ◦ A client chair      | • Tub large enough for feet | • Client Cushion or rolled towel |
| • Seating:                  | ◦ Low to floor stool  | • Bowl                      | • Nail Brushes                   |
| ◦ A technician chair        | ◦ Footrest or ottoman |                             | • Nail Clippers                  |



- Nail Nippers
- Toenail Clippers
- Toenail Nippers
- Nail Board
- Wooden Pusher
- Cotton balls or gauze
- Polish Remover
- Cuticle remover
- Massage lotion or oil
- Base Coat
- Colored Nail Polish (at least 2 different colors)
- Top Coat
- Disinfection container
- Disinfectant (or water to stand in for chemical)
- Cleaning brush

#### **Nail Enhancement Materials (in addition to General Materials):**

- Abrasive boards
- Buffer block
- Nail Dehydrator
- Nail Tip Adhesive
- Nail Tips
- Nail forms
- Tip Cutter
- Monomer/Polymer application brush
- Dappen dishes
- Nail primer
- Monomer liquid
- Polymer powder
- Adhesive-backed fabric
- Small piece of plastic
- Small scissors
- Tweezers
- Wrap Resin
- Wrap Resin Accelerator
- Cleansing solution
- Gel Brush
- Lint-free cleansing wipes
- Nail tips and resin
- Nail dehydrator
- UV or LED gel lamp
- UV or LED gel
- UV or LED gel polish
- UV or LED bonding gel or gel primer

#### **Facial Materials (in addition to General Materials):**

- A facial table (if you don't have one, have your client lie down on a bed or in a recliner)
- Magnifying lamp (or a flexible lamp and a magnifying glass)
- Headband, head covering, or towel with fastener
- Cotton pads
- Facial gown (you may substitute a large shirt or apron)
- Paper and Pencil
- Bowls
- Antiseptic lotion
- Cleansers and Makeup Removers
- Exfoliant
- Masks
- Toner
- Massage cream or lotion
- Moisturizers and/or sun-protective lotion
- Gauze
- Mask brush
- Paper towels
- Spatulas
- Sponges
- Tissues
- Facial steamer (optional)

#### **Eyebrow Materials (in addition to General Materials):**

- Roll of disposable paper
- Headband, head covering, or towel with fastener
- Cotton pads
- Eyebrow brush
- Wax heater
- Wax
- Wax remover
- Tweezers
- Fabric strips (if using soft wax)
- Soothing or antiseptic lotion
- Gentle cleanser and makeup remover
- Toner
- Spatulas or wooden applicators
- Eyebrow and lash tint or dye (if legal in your state)

#### **Makeup Application Materials (in addition to General Materials):**

- Makeup Cape
- Headband or hair clip
- Cotton pads, puffs, and swabs
- Sponges, Spatulas, and tissues
- Makeup Palette
- Disposable brushes for lip and mascara
- Eyelash curler and comb
- Assorted makeup brushes (for concealer, eye shadow, eyeliner, powder, brows, blush)
- Pencil Sharpener
- Cleansers
- Concealers
- Eye shadows
- Eyeliner
- Face powders
- Foundations
- Lip Colors
- Lip Liners
- Mascara
- Moisturizers
- Sunscreen
- Toner

#### **Resume & Portfolio Materials (in addition to General Materials):**

- Copies of your diplomas, certificates, and awards
- Photos from practice services you have performed
- Letters of reference or teacher recommendations



Course Code: EDL108

## Cosmetology 3a: Introduction to Hair Skills

### Required Materials

- Computer with internet capabilities, word processing program, slideshow presentation program
- Camera or phone with video recording capabilities
- Two friends or family member volunteers
- A sample release statement for client to sign
- Client chair
- Professional attire to wear in videos
- Cape for draping
- Ingredients to create a shampoo or conditioning treatment (will vary by student)
- Sink for washing and rinsing hair
- Towels
- Shampoo and conditioner
- Training mannequin head with hair
- Special effect hair coloring treatment
- Non-special effect hair color treatment
- Protective gloves



Course Code: EDL156

## Cosmetology 3b: Waving, Coloring & Advancing Hair Skills

### Required Materials

- Computer with internet capabilities, word processing program, slideshow presentation program
- Camera or phone with video recording capabilities
- Two friends or family member volunteers
- A sample release statement for client to sign
- Client chair
- Professional attire to wear in videos
- Cape for draping
- Ingredients to create a shampoo or conditioning treatment (will vary by student)
- Sink for washing and rinsing hair
- Towels
- Shampoo and conditioner
- Training mannequin head with hair
- Special effect hair coloring treatment
- Non-special effect hair color treatment
- Protective gloves



Course Code: EDL114

## Culinary Arts 1a: Introduction

### Required Materials

- A digital camera or camera phone
- A medium-size skillet
- A flat spatula
- A gas or electric range
- 4 large flour tortillas
- 16 oz shredded cheddar cheese (2 cups)
- 1 cup sliced green chilies
- 1 Tbsp vegetable oil
- Sour cream and/or guacamole for toppings (optional)
- Kitchen mixer
- 7 egg whites
- 2 tsp vanilla
- ¼ tsp salt
- 1 tsp cream of tartar
- 14 Tbsp sugar
- Food thermometer
- Medium-size frying pan
- Tongs
- Spoon
- Paper towel
- Knife
- Gas or electric range
- 1 chicken breast and thigh with skin
- 6 Tbsp flour
- 1 tsp paprika
- 2 oz vegetable oil (¼ cup)
- Salt and pepper to taste



Course Code: EDL115

## Culinary Arts 1b: Exploring Careers in Culinary Arts

### Required Materials

- A digital camera or camera phone
- Fresh shrimp (any quantity)
- Saucepan
- Gas or electric range
- Table or flat surface
- Large plate
- 1 small plate
- 2 glasses
- 2 spoons
- 2 forks
- 2 butter knives
- 1 napkin
- 1 medium-size frying pan
- 1 medium-size bowl
- 1-cup or 2-cup measuring cup
- Spatula
- 1 9x13 casserole dish
- Gas or electric range
- 8 slices of bread, cubed
- 2 cups milk
- 10 eggs
- 1 lb ground sausage
- 1 ½ cups shredded cheddar cheese
- Butter or cooking spray for greasing casserole dish
- Kitchen mixer with flat beater attachment
- Rubber spatula
- Spoon
- Baking tray lined with parchment paper
- Cling film (i.e. plastic wrap)
- 6 oz brown sugar (¾ cup)
- 3.5 oz butter (7 Tbsp)
- 4 Tbsp molasses
- 1 egg
- 13 oz flour (about 1 ½ cups)
- 2 tsp baking soda
- ½ tsp ground cloves
- 1 tsp cinnamon
- ¼ tsp salt



Course Code: EDL096

## Culinary Arts 2: Baking, Pastry, and More!

### Required Materials

- Smartphone or other way to take videos/ photographs
- Presentation software (Microsoft Powerpoint, etc.)
- Stove
- Oven
- Baking and roasting pans/sheets
- Pots and frying pans
- Measuring spoons, cups and jugs
- Metal mixing bowls
- Wooden spoon/rubber spatula
- Baking parchment
- Serving plates
- Cutlery
- Water
- Salt
- Any dry ingredient (flour, sugar, etc.)
- Any liquid ingredient (eggs, milks, etc.)
- Kitchen equipment for maintenance (e.g., mixer or blender)
- Bread flour
- Cleaning materials (dish soap, sanitizer, cleaning sponge, clean cloth)
- Leavening agents (including yeast)
- Butter or preferred oil
- Pre-prepared bread mix
- Bread pans
- Flour
- Sugar
- Sweet and savory pie fillings (fruit, meats, etc.)
- Butter and shortening
- Eggs
- Pie pan
- Flour
- Butter
- Sugar
- Eggs

- Cream
- Cake pan
- Freezer
- Chocolate
- Thermometer
- Double boiler
- Baking parchment
- Pastry bag with variety of tips
- Fruit
- Sugar
- Garnishing tool of choice
- Tools of choice for molecular gastronomy
- Writing, printing, and/or drawing materials for props and planning video

- Gluten free alternative ingredient
- Three fair trade ingredients
- Two proteins of choice (fish, beef, etc.)
- Ingredients from various cultures
- Large serving plate or dish
- Cutlery for serving
- Writing materials
- Printer access
- Materials or program for designing menus
- Writing materials
- Materials or program for presentation diagrams



Course Code: EDL098

## Cybersecurity 1a: Foundations

### Required Materials

- Slide-show presentation program
- Word processing program

### Software:

- Virtual Box: <https://www.virtualbox.org/wiki/downloads>
  - In order to run VirtualBox on your machine, you need:
  - CPU: Recent Intel or AMD processor
  - Memory: 2+GB RAM
  - Hard disk: About 4GB free hard disk space
  - Supported Operating System: Windows, Mac OS X, Linux, Solaris and OpenSolaris.

### Other Materials

- USB memory stick (Recommended to be at least 4 GB)

### Optional Materials

(The following materials will only be needed if student chooses to do some activities/labs by hand.)

- Printer
- Blank paper (a variety of sizes)
- Markers, crayons, pens, pencils

*Note:* Your state's standards for this Cybersecurity course may require students to purchase and to install security equipment. Check with your school's administration to determine if this is necessary for course completion. This course provides alternate activities that could address these standards



Course Code: EDL099

## Cybersecurity 1b: Defense Against Threats

### Required Materials

- Slide-show presentation program
- Word processing program
- Other Materials
- USB memory stick (Recommended to be at least 4 GB)

### Software:

- Wireshark:
  - <https://www.wireshark.org/#download>
  - In order to run Wireshark on your machine, you need:

- Hard disk: USB memory stick (Recommended to be at least 4 GB)
- Memory: 2+GB RAM
- Supported Operating System: Windows, Mac OS X

### Optional Materials

(The following materials will only be needed if student chooses to do some activities/labs by hand.)

- Printer
- Blank paper (a variety of sizes)

- Markers, crayons, pens, pencils
- **Software:** Virtual Box:
  - <https://www.virtualbox.org/wiki/downloads>
  - In order to run VirtualBox on your machine, you need:
  - CPU: Recent Intel or AMD processor
  - Memory: 2+GB RAM
  - Hard disk: About 4GB free hard disk space
  - Supported Operating System: Windows, Mac OS X, Linux, Solaris and OpenSolaris

*Note:* Your state's standards for this Cybersecurity course may require students to purchase and to install security equipment. Check with your school's administration to determine if this is necessary for course completion. This course provides alternate activities that could address these standards.



Course Code: EDL253

## Dental Assistant 1a: Introduction

### Required Materials

- Camera phone or video camera
- Paper
- Pencil
- Friend or family member
- Colored pencils

### Software

- Word processing software
- Slide presentation software

### Optional

- Scanner



Course Code: EDL254

## Dental Assistant 1b: Principles of Clinical Dentistry

### Physical

- Video recording device
- Printer
- Folders
- Camera phone
- Colored pencils
- Audio recording device

### Optional

- Posterboard and markers
- Printed images
- Digital images of oral cancer
- Graphic design software
- Spreadsheet software
- Paper and colored pencils

### Software

- Word processing software
- Presentation software



Course Code: EDL279

## Digital Design 1a: Introduction

### Physical Required Materials

- Audio recording device
- Paper and pens
- Camera
- Large potato
- A carving tool
- Paper towel
- Ink (could be a stamp pad) or paint (any type) and paintbrush
- Substrate: paper, t-shirt, or any smooth and printable surface
- Printer

### Software

- Presentation software
- Word processing software
- Vector editing software
- Website-building and hosting platform
- Web-based drawing software (such as Google Drawings)
- Photo editing software
- Digital design software
- Canva's Color Wheel or Adobe's Color Wheel





Course Code: EDL280

## Digital Design 1b: Express Your Ideas Visually

### Physical

- Audio recording device
- Digital camera
- Paper and pens

### Optional

- Video recording device

### Software

- Word processing software
- Presentation software
- Website building and hosting platform
- Vector editing software
- Raster-based editing software



Course Code: EDL237

## Digital Media Fundamentals 1a: Introduction

### Physical Required Materials

- Computer with internet access
- Digital camera or smartphone
- Friends or family to serve as models in photoshoot
- Access to indoor and outdoor location for photoshoot
- Optional: tripod for camera/smartphone
- Optional: white bedsheet (for light diffuser)
- USB cable

### Technical Required Materials

- Word processing software (Microsoft Word, Google Docs, etc.)
- Google Drive
- Google Slides
- Vecteezy account
- Powtoon account
- Canva account
- GIMP or Adobe Photoshop
- Optional: iMovie or WeVideo
- Optional: YouTube account



Course Code: EDL238

## Digital Media Fundamentals 1b: Producing for the Web

### Required Materials

- Internet access
- GarageBand (Mac) or Audacity (any platform)
- Headphones
- Account with Wix.com
- Presentation software, such as Google Slides

- Account with Canva (or other image creation software)
- Smartphone
- Smartphone app that records audio

### Optional

- USB cord
- Microphone



Course Code: EDL320

## Digital Media Web Design 2a: Build a Portfolio Website

### Required Materials

- Word processing software
- Slide presentation software
- Video camera (optional)



Course Code: EDL321

## Digital Media Web Design 2b: Build an eCommerce Website

### Software

- Word processing software
- A free color palette picker (like Adobe's at color.adobe.com)
- Google Drawings (requires login)
- Capability to clip or take screen shots
- GUI-based web page builder
- Access to two social media platforms



Course Code: EDL116

## Digital Photography 1a: Introduction

### Required Materials

- Manual camera or digital camera with manual settings (the camera needs to allow for the mode, shutter speed, and aperture to be adjusted)

*Note:* A Smartphone may be used for most required tasks, however, appropriate applications will need to be installed to allow the student to make the necessary adjustments to the camera mode, shutter speed, and aperture.

- Tripod (or necessary item(s) to create a stable foundation such as a table)
- Reflector (white paper, poster board, sheets, or a wall can also serve as a reflector)
- Image editing software
- Access to a slideshow application, such as PowerPoint



Course Code: EDL117

## Digital Photography 1b: Creating Images with Impact!

### Required Materials

- Manual camera or digital camera with manual settings (the camera needs to allow for the mode, shutter speed, and aperture to be adjusted)

*Note:* A Smartphone may be used for most required tasks, however, appropriate applications will need to be installed to allow the student to make the necessary adjustments to the camera mode, shutter speed, and aperture.

- Tripod (or necessary item(s) to create a stable foundation such as a table)
- Reflector (white paper, poster board, sheets, or a wall can also serve as a reflector)
- Image editing software
- Access to a slideshow application, such as PowerPoint



Course Code: EDL017

## Digital Photography 2: Discovering Your Creative Potential

### Required Materials

- Digital camera: “point and shoot” or above

*Note:* A Smartphone may be used for most required tasks, however, appropriate applications will need to be installed to allow the student to make the necessary adjustments to the camera mode, shutter speed, and aperture.

- One frame (of your choice) to display a photograph on the wall

- 3M strip (or something similar)
- Image editing software capable of the following:
  - cropping
  - changing a photo to black and white
  - adjusting color and brightness
  - resizing images
  - applying filters and special effects like texture or glitter
  - creating layers



Course Code: EDL118

## Early Childhood Education 1a: Introduction

### Required Materials

- Computer with internet access
- Word processing program of your choice
- Paper to write on and writing utensil (optional)
- Digital design tool like Canva (optional)
- Video recording equipment (a cell phone camera works)
- Five materials of differing textures and colors

### Other

*Note:* students should choose one of the bullet points below; either digital or analog options.

- Online tools like Google Slides, Google Docs, Canva, etc, a desktop program like Microsoft PowerPoint or Word
- Poster board



Course Code: EDL119

## Early Childhood Education 1b: Developing Early Learners

### Required Materials

- Computer with internet access
- Word processing program of your choice
- Video recording device
- Digital design tool like Canva
- A container, roughly the size of a shoebox (it does not have to be rectangular)
- Poster board (optional)
- Scissors or a sharp knife to cut (please use responsibly and safely—children would not be using this as it is just to create your sortable items)
- At least five different durable materials of varying colors (examples: wash cloth, sand paper, poster board, Styrofoam, cardboard, paper, cotton, rubber, silk, etc.)



Course Code: EDL265

## EKG Technician 1a: Introduction

### Required Materials

- Tape or stickers (blue masking tape recommended)

### Software

- Word processor software
- Slide presentation software
- Spreadsheet software
- Video camera/audio recorder
- Camera
- Image creation software

### Other

- “Scene” partner, dummy, or some proxy for a human (could require large sheets of paper and markers)

### Optional

- Audio recording device
- Marker or pen



Course Code: EDL266

## EKG Technician 1b: Analysis and Response

### Required Materials

- Video recording device
- Audio recording device
- Couch, bed, low table, or similar object a human can lie flat on safely
- Mannequin, scene partner, large doll, or stuffed animal
- Chair

### Software

- Word processing software
- Slide presentation software
- Image editing software

### Optional

- Graph paper and writing utensil
- Camera
- Scanner
- Spreadsheet software
- Markers and paper



Course Code: EDL300

## Emergency Medical Responder 1a: Introduction

### Required Materials

- Computer
- Digital camera device or video recorder
- Large pen or marker

### Software

- Internet access
- Word processing software

### Other

- Friends or family members

### Optional

- Pencil (optional)
- Paper (optional)



Course Code: EDL301

## Emergency Medical Responder 1b: Prepared for Action

### Required Materials

- Video recording device
- Doll or another prop
- Various props like towels, belts, etc.
- Audio recording device

### Software

- Word processing software

- Slide presentation software

### Optional

- Design program of your choice
- Paper
- Pencil
- Poster boards and art supplies
- Colored pencils



Course Code: EDL261

## Entrepreneurship 1a: Introduction

### Required Materials

- Audio recording device

### Software

- Word processing software
- Design software (slideshow presentation software, graphic design software)
- Spreadsheet software

### Other

- Internet Access
- Friend or family member volunteer
- Relevant household props
- Interviews with financial institutions
- Online application

### Optional

- Interview with business owner



Course Code: EDL262

## Entrepreneurship 1b: Make Your Idea a Reality

### Required Materials

- Audio recording device
- Scratch paper
- Video recording device

### Software

- Word processing software
- Presentation software
- Spreadsheet software
- Online banking simulator

### Other

- Internet access
- Friend or family member volunteer
- Relevant household props
- 1040 form from irs.gov
- Sample W-2 form

### Optional

- Interview with business owner



Course Code: EDL231

## Excel: Office Fundamentals Series

### Required Materials

- Microsoft Office Excel 2019, or an Office 365 subscription



Course Code: EDL349

## Fashion Design

### Required Materials

- art supplies, such as paper, pens, colored pencils, paints, tape, glue, scissors, poster board, and markers
- sewing machine (can be electronic programmable, straight stitch, zigzag, or old-style machine; should have tension adjustment controls)
- pattern tools to mark on fabric, such as tailor's chalk or pen with disappearing ink
- needle and thread for hand sewing
- measuring tape or yardstick
- pattern
- raw materials to either create or modify a garment or accessory, such as fabric, buttons, and other components
- if necessary, methods to clean material, such as a dry-cleaning service, washing machine, detergent, or supplies for hand washing
- if necessary, methods to press or iron material, such as an iron, ironing board, and possibly a pressing cloth
- thread
- fabric

### Software

- word processing software
- slide presentation software

### Other

- person who works in the fashion industry to interview

### Optional

- software that allows the creation of simple art projects, such as Photoshop or Canva
- software such as Illustrator, Photoshop, or Procreate
- notebook
- phone camera or other digital camera
- audio recording device
- video recording device
- images from magazines
- index cards
- computer printer
- iron
- light box
- embroidery floss or yarn
- print fashion magazines
- calculator (can be a phone-based or web-based calculator rather than a separate device)
- if necessary, methods to clean material, such as a dry-cleaning service, washing machine, detergent, or supplies for hand washing
- if necessary, methods to press or iron material, such as an iron, ironing board, and possibly a pressing cloth
- a portfolio case, binder, or other way to assemble and organize physical samples
- a website or online portfolio account where you can create a digital portfolio



Course Code: EDL069

## Forestry and Natural Resources

### Required Materials

- A digital camera or camera phone
- Approximately 1 cup of soil
- A clear glass jar with a lid
- Water to fill the jar
- A ruler or tape measure

- Marker or tape
- Supplies for an experiment of the student's choice
- Samples of water from three different water sources
- 3 clear glass containers with lid



Course Code: EDL243

## Foundations of Game Design 1a: Introduction

### Required Materials

- Computer with:
  - OS of Windows 7 SP1+, 8, 10, 64-bit versions only
  - Mac OS X 10.9+
  - Server versions of Windows & OS X not tested
  - GPU: Graphics card with DX10 (shader model 4.0) capabilities

- Writing utensils
- Paper
- Photograph-capable device
- Sticky notes
- Index cards or paper and scissors

### Downloadable Software

- Unity 2017.4, latest LTS versio
- GIMP 2.10.10





Course Code: EDL244

## Foundations of Game Design 1b: Storytelling, Mechanics, and Production

### Required Materials

- Internet Connection
- Word processing software
- Slideshow presentation software
- Webcam
- Video Recording device
- Color Printer

### Downloadable Software

- Unity 2017.4, latest LTS version
  - OS: Windows 7 SP1+, 8, 10, 64-bit versions only; Mac OS X 10.9+
  - GPU: Graphics card with DX10 (shader model 4.0) capabilities
- GIMP 2.10.10
- Blender 2.8
  - Cross-platform for Windows, MacOS 10.12+ and Linux

- Graphics card with 1GB RAM, Open GL 3.3
- 1280x768 display
- 4 GB RAM
- 64-bit dual core 2Ghz CPU with SSE2 support
- Audacity 2.3.2
  - CPU with SSE2 support
  - 2 GB RAM
- Openshot 2.4.4
  - 64-bit multi-core processor
  - 4 GB RAM

### Browser-Based Software

- REPL.it
- A vector editor of the student's choice
- Google Drive
- SFMaker



Course Code: EDL330

## Game Design 2a: Build a World

### Required Materials

- Pen or pencil
- Index cards (15)
- Camera device
- Paper

### Software

- Word processing software
- Presentation software
- Unity LTS Release 2019.4.8f1 (requires login)
- Weebly (requires Login)

- Operating System: Windows 7 (SP1+) and Windows 10, 64-bit versions only. MacOS Sierra 10.12.6+, Ubuntu 16.04, Ubuntu 18.04, and CentOS 7.
- CPU: X64 architecture with SSE2 instruction set support
- Graphics API: DX10, DX11, & DX12-capable GPUs
- Metal-capable Intel and AMD GPUs
- OpenGL 3.2+ or Vulkan-capable, Nvidia & AMD GPUs.



Course Code: EDL331

## Game Design 2b: Launch a Game

### Software

- Unity LTS Release 2019.4.8f1 (requires login)
- Word processing software
- Google Drawings (requires login)

- Graphic design software

### Other

- Helper



Course Code: EDL359

## Game Design for Chromebooks 1a: Introduction

### Physical

- Pen and paper
- Digital camera
- Helper

### Optional

- Mind-mapping software

### Software

- Google Docs (requires login)

- PlayCanvas (requires login)
- Google Drawings (requires login)
- Pixilart
- Leshy Labs SFMaker
- Google Sites (requires login)



Course Code: 063

## Health 1: Life Management Skills

### Required Materials

- Video recording device (smartphone, computer with camera)
- Paper and drawing materials (Not required if student has digital poster software)
- Camera

### Other

- Recipe
- All ingredients for recipe

### Software

- Design program such as canva.com (Not required if student has paper and drawing material)
- Slide presentation software
- Word processing software



Course Code: EDL357

## Health & Physical Fitness 1a: Introduction

### Required Materials

- Scale for weight measurement
- Yardstick or cloth measuring tape
- A timer: can use one on a smartphone, computer, or analog clock
- Pen/pencil and scratch paper
- Masking or painters tape
- Workout gear (gym shoes, athletic clothes, etc.)
- Videorecording device
- Two place markers of some sort: tape, rocks, cones, etc.

- A small notebook and pen (something to make notes on)
- A planner or calendar

### Software

- Word processing software
- Fitness Inventory Software

### Other

- Digital design application
- Camera or scanner to upload image of poster



Course Code: EDL358

## Health & Physical Education 1b: Invest in Your Health

### Required Materials

- Video recording device
- Audio recording device
- Camera
- Paper
- Markers
- Pencil or pen

- Calorie-counting application or website

### Software

- Word processing software
- Spreadsheet software
- Presentation software

### Optional

- Digital design software

### Other

- Health Inventory Table



Course Code: EDL029

## Health Science 1: The Whole Individual

### Required Materials

- A video camera / recording equipment



Course Code: EDL152

## Health Science Foundations 1a: Introduction

### Required Materials

- Computer with:
  - Internet access
  - Slideshow program (PowerPoint, Keynote, etc.)
  - Word Processing Program (Microsoft Word, etc.)
- Digital camera or camera phone with photo and video/audio capabilities
- Large piece of paper or poster board
- Markers, pencils, and other drawing/writing implements
- Drawing paper or magazines to cut up
- Glue or tape
- Scissors
- A volunteer (friend, family member, neighbor, etc.)



Course Code: EDL153

## Health Science Foundations 1b: Professional Responsibilities

### Required Materials

- Computer with:
  - Internet access
  - Word processing program
  - Slideshow program
- Printer or access to a printer
- Video recording device (camera phone or computer camera)
- Two family members or friends to volunteer in videos
- Soap, water, and a sink
- Hand sanitizer
- Basic cleaning supplies
- Standard growth chart from CDC or WHO
- Bathroom scale
- Measuring Tape
- Various household items to use as props to demonstrate infection control techniques (needles/ sharps disposal)
- Long coat/shirt to act as a gown
- Professional attire (1 outfit)
- Gloves (single use latex or vinyl)
- Goggles
- Face mask




Course Code: EDL092

## Health Science: Nursing

### Required Materials

- Computer with word processing program like MS Word, Excel-type program, and slide show program like PowerPoint
- Computer with access to internet
- Brochure maker software (optional)
- Video Recording device: smart phone, digital camera with audio, computer camera, or any device that can record both video and sound.
- First aid kit and supplies:
  - Alcohol and cotton swabs or alcohol wipes
  - Syringe or object to mimic syringe (pencil)
  - Bandage materials: sterile gauze, tape, large bandages
  - Space blanket
  - Antiseptic cream/gel
  - Scissors
  - Cold pack
- Surgical Gloves
- Surgical Gown (or clothing that is similar)
- Object like a piece of fruit to demonstrate asepsis
- Clean towels or pieces of cloth
- Thermometer
- Bathroom scale
- Yardstick or measuring tape
- Stopwatch or watch with timer or second hand
- Friend or family member to act as your "patient"
- Practice dummy: a large pillow or stuffed animal is a good substitute
- Automated External Defibrillator or a box with two strings attached; the strings will need adhesive bandages or tape on the ends



## Health Science: Public Health

### Required Materials

- Computer
  - with internet connection
  - with access to a word-processing program
  - with access to a slideshow presentation program
  - with the ability to do screen shots or use the Snipping Tool
  - with access to Dropbox
- Device with Photo- and Video-Recording Capabilities:
  - cell phone, digital camera, or computer camera
- Poster-Board or Large Butcher Paper
- Craft Materials:
  - markers, glue, pencils, pens, scissors (only necessary for those who choose to create handmade projects rather than digital when given the option; however, there is always a digital option for every lab/activity that involves creating a presentation)

- Toy Doll or Stuffed Animal for Demonstrations
- Watch, Digital Timer, or the Timer on a Cell Phone

### Optional Materials

There are ways to complete the labs and activities without these materials (as explained in individual labs and activities); however, if it is possible to obtain these materials, they will be helpful:

- Volunteer (friend or family member)
- Scale (to take a person's weight)
- Measuring Tape
- Thermometer (to take a person's temperature)
- Blood Pressure Cuff
- Printer with Paper and Black and White Ink (and Preferably Colored Ink)
- Protective Clothing: Gown, Mask, and Gloves



Course Code: EDL370

## High School Career Discovery

### Required Materials

- Video recording device

### Software

- Word processing software
- Presentation software
- Spreadsheet software

### Other

- Advertisement or other marketing piece

### Other

- Art supplies
- Camera



Course Code: EDL027

## Hospitality & Tourism 1

### Required Materials

- video recording device (a camera phone, computer camera, or other kind of device capable of recording video and audio)
- audio recording device (like a cell phone)
- various props from around the house for videos

### Software

- slide presentation software
- word processing software
- online file storage like Google Drive

### Other

- friend or family member volunteer



Course Code: EDL088

## Hospitality and Tourism 2a: Restaurant & Hotel Management

### Required Materials

- Computer with:
  - Internet access
  - Slideshow program like Keynote or PowerPoint
  - Word processing program like Microsoft Word
- Video recording device
- Digital camera, cell phone, or computer with video capabilities
- Audio recording device
- Computer, cell phone app, or handheld voice recorder
- Volunteer to assist with various activities/labs
- A real or fake telephone to use as a prop

### Optional Materials

- (only needed if student will not create labs/activities digitally)
- Craft materials:
- Crayons, markers, colored pencils
- Glue
- Scissors
- Poster board or butcher paper
- Printer



Course Code: EDL111

## Hospitality & Tourism 2b: Hotel and Restaurant Management

### Required Materials

- Computer with internet access
- Slideshow presentation program (PowerPoint, Keynote, etc.)
- Word processing program (Microsoft Word, Text Editor, etc.)
- Notetaking materials such as a notebook or clipboard
- 

- Pens and/or pencils
- Camera with photo and video recording capabilities
- Friend or family member volunteer
- Stuffed animal or doll (for CPR demonstration if friend/family member unavailable)
- Poster board and tri-fold board (if certain labs/activities are done by hand and not digitally)



Course Code: EDL093

## Human and Social Services 1

### Required Materials

- Computer with internet access and a word processing program
- Video recording device: smart phone, digital camera with audio, computer camera, or any other device than can record both video and sound

### Optional Materials

- Drawing software
- Brochure maker software
- Multimedia-type programs
- Paper and drawing tools
- Digital scanner to scan hand-drawn images
- Donation box



Course Code: EDL299

## Human Resource Management 1a: Introduction

### Physical

- Art supplies
- Digital camera
- Video recording device
- Physical props (toy bricks, candy pieces, cereal, etc.)

### Software

- Word processing software

- Presentation software

### Optional

- Graphic design software
- Screen recording software
- A person to interview
- Volunteer(s) to act in a skit
- Audio recording device





Course Code: EDL350

## Interior Design

### Required Materials

- video recording device
- paper and/or index cards
- journal
- graph paper
- pen or pencil
- crayons, markers, or colored pencils (at least 12 colors)
- measuring tape
- printer and printer paper
- crafting supplies
- magazines, newspapers, or a computer with internet access to select furnishing items

### Software

- word processing software
- CAD software (free download)
- spreadsheet software
- presentation software
- online virtual decoration software

### Other

- some furnishing and décor items currently in your home
- an object to upcycle
- magazines, newspapers, fabric samples, and other items to include on a mood board
- friend or family member to act as an interviewer
- appropriate clothing for an interview role play



Course Code: EDL251

## Introduction to Networking 1a: Introduction

### Required Materials

In Unit 6 of this course, students cut and create two types of Ethernet cable. To complete this activity, they will need to purchase materials, with a total cost of around \$42.00.

These activities are valuable because they give students a chance to follow procedures that are discussed in this course and to try their hands at an important networking skill. Any student who cannot complete the cabling activities may complete the alternate assignments. However, it should be noted that the alternate activities may not be in complete alignment with all the given standards for this course.

- Digital camera device
- EZ RJ45 crimp tool (\$15.99)\*
- EZ RJ45 connectors (\$12.97)\*
- Network cable tester (\$6.89)\*
- Cat5e cable (6 foot) (\$5.99)\*
- Permanent marker

\*Note: There are many different brand names available, with a wide range of pricing. The items can be purchased separately or as a bundle.

### Software

- Word processing software
- Google Sheets (requires login)
- Slide presentation software
- Image editing software
- Spreadsheet software

### Optional

- Writing supplies
- Measuring tape
- Scissors



Course Code: EDL252

## Introduction to Networking 1b: Network Oversight

### Software

- Word processing software
- Google Drawings (requires login)
- Presentation software
- PDF reader
- Spreadsheet software

### Optional

- Printer (optional)
- Paper (optional)
- Writing device (optional)
- Digital camera device (optional)



Course Code: EDL221

## Introduction to Programming 1a: Introduction

### Required Materials

- Computer with:
  - Internet access
  - Presentation software
  - Word processing software
- Free accounts with:
  - <https://www.pythonanywhere.com/>
  - <https://trinket.io/>
  - <https://www.google.com/>
  - <https://www.draw.io/>

\*Important Note: You cannot use PythonAnywhere if you are under 13 years of age.



Course Code: EDL222

## Introduction to Programming 1b: Problem Solving Through Programming

### Required Materials

- Internet access
- Free accounts with:
  - <https://www.pythonanywhere.com/>
  - <https://scratch.mit.edu/>
  - <https://www.google.com/>
  - <https://www.obvibase.com/>
  - <https://trello.com/>

\*Important Note: You cannot use PythonAnywhere if you are under 13 years of age.



Course Code: EDL095

## Learning in a Digital World: Strategies for Success

### Required Materials

- Digital camera – either camera phone, iPad, computer camera – as long as image can be recorded and uploaded to computer
- Paper and colored pencils if student chooses to hand draw certain activities



Course Code: EDL275

## Legal Admin Specialist 1a: Introduction

### Required Materials

- Videorecording device
- Office props (desk or table, computer, paper supplies, files, pens, pencils, etc.)
- Spreadsheet software
- Typing speed test software (i.e., [www.typingtest.com/test.html](http://www.typingtest.com/test.html))

### Optional

- Digital calendar
- Word processing software
- Presentation software



Course Code: EDL276

## Legal Admin Specialist 1b: Taking Care of the Legal Office

### Required Materials

- A video recording device
- A camera

### Software

- Word processing software
- Spreadsheet software
- Presentation software
- Program to save a .pdf

- Email software program

### Other

- Two speaking partners for communication practice

### Optional

- A peer or family member to play the role of the employee
- An email account



Course Code: EDL094

## Life Skills: Navigating Adulthood

### Required Materials

- Computer:
  - with word processing program like MS Word, Excel-type program, and slide show program like PowerPoint
  - with access to internet
- Camera:
  - to photograph any activities done by hand
  - with recording capabilities to record activities

- Poster-board or butcher paper
- Timer – either an actual stopwatch or a timer on your phone
- Pencil
- Blank Paper
- A friend or family member to help with various activities and demonstrations

### Optional

- Magazines and/or printer for images in U3 activity



Course Code: EDL239

## Management 1a: Introduction

### Required Materials

- Balance sheet (click to download)
- Profit and loss statement (click to download)
- Audio recording device

### Software

- Word processing program
- Slide presentation software
- Internet access
- Spreadsheet software

- Tynker (Free) – <https://www.tynker.com>
- Lucidchart (Sign in with Google or email; Free) – <https://www.lucidchart.com>
- Replit (Free) – <https://repl.it/> Must have an email address to create a free account

### Optional

- Poster board
- Art supplies (crayons, markers, colored pencils)
- Video recording device



Course Code: EDL240

## Management 1b: Insight & Oversight

### Required Materials

- Video recording device
- Audio recording device

### Software

- Word processing software
- Presentation software
- Spreadsheet software

### Other

- Friend or family member



Course Code: EDL226

## Marketing Foundations 1a: Introduction

### Required Materials

- Computer with:
  - Internet access
  - Word processing program
  - Slideshow presentation program
- Camera for still photographs (either digital or cell phone camera)

- Video recording device with audio (computer camera, cell phone camera, etc.)

### Optional Materials

- Poster board
- Markers, crayons, colored pencils



Course Code: EDL227

## Marketing Foundations 1b: Building Your Base

### Required Materials

- Computer with:
  - Internet access
  - Word processing program
  - Slideshow presentation program
- Camera for still photographs (either digital or cell phone camera)
- Video recording device with audio (computer camera, cell phone camera, etc.)
- Audio recording device for podcast recording

- Access to television, magazines, radio to observe advertisements
- Friend or family member volunteer
- Various video props: telephone, calculator, pen and paper, graphs and charts, cash register (or something to represent one), purchase orders, packing slips, spreadsheet

### Optional Materials

- Poster board
- Markers, crayons, colored pencils



Course Code: EDL269

## Marketing 2a: Global Business and Trade

### Required Materials

- Computer with:
  - Internet access
  - Word processing program
  - Slideshow presentation program
- Camera for still photographs (either digital or cell phone camera)
- Audio recording device for podcast episode
- Video recording device with audio (computer camera, cell phone camera, etc.)

- Access to television, magazines, radio to observe advertisements
- Friend or family member(s) to volunteer
- Calculator (phone calculator will suffice)
- 5 miscellaneous products from around the house

### Optional Materials

- Poster board
- Markers, crayons, colored pencils
- Scissors
- Glue
- Other arts and craft materials



Course Code: EDL270

## Marketing 2b: Developing a Sales Team

### Required Materials

- Computer with:
  - Internet access
  - Word processing program
  - Slideshow presentation program
- Camera for still photographs (either digital or cell phone camera)
- Video recording device with audio (computer camera, cell phone camera, etc.)
- Calculator or calculator app
- Audio recording device for podcast recording

- Access to television, magazines, radio to observe advertisements
- Friend or family member to volunteer
- Various video props: telephone, calculator, pen and paper, graphs and charts, cash register (or something to represent one), purchase orders, packing slips, spreadsheet
- Poster board or large butcher paper

### Optional Materials

- Markers, crayons, colored pen



Course Code: EDL267

## Medical Assistant 1a: Introduction

### Required Materials

- Art supplies
- Audio recording device
- Video recording device
- Camera

### Software

- Spreadsheet software
- Word processing software

### Optional

- Printer
- Graphic design software
- Presentation software
- Publishing software
- Friend or family member
- Index cards
- Diagrams or illustrations of different body systems



Course Code: EDL268

## Medical Assistant 1b: Medical Assisting in Action

### Physical

- Video recording device
- Audio recording device
- Watch or timer
- Digital camera
- Art supplies

### Software

- Word processing software

### Other

- Standard dictionary
- Medical reference sources, print or online

### Optional

- Physician's Desk Reference or a similar resource
- Medical dictionary
- Printer
- Index cards
- Design software



Course Code: EDL259

## Medical Diagnostic Technology 1a: Introduction

### Required Materials

- An internet connection
- Word processing software
- Poster board
- Markers or crayons

- Camera or computer with video recording capabilities
- Paper
- Ruler
- Pencil/pen



Course Code: EDL260

## Medical Diagnostics 1b: Exploring Systems & Procedures

### Required Materials

- Poster board
- Pencil
- Markers
- 2 Friends or Family members
- Thermometer

- Stopwatch
- Graph paper
- Colored pens or pencils
- Paper
- Slideshow program





Course Code: EDL310

## Medical Lab Assisting 1a: Introduction

### Required Materials

- Calculator
- Audio recording device
- Video recording device
- Paper and pencil
- Crayons, colored pencils, or markers
- Hand hygiene supplies (soap, towel, etc.)
- Camera

### Software

- Word processing software
- Presentation software
- Audio editing software

### Other

- Flashcard template software
- Graphic design software



Course Code: EDL311

## Medical Lab Assisting 1b: Clinical Lab Safety & Procedures

### Physical

- Digital camera
- Video recording device
- 16oz glasses – three
- Baking soda – three teaspoons
- Calculator
- Containers – two
- Disinfectant
- Fluid (water, juice, or other)
- Food packages with oven temperature instructions in Fahrenheit (°F) – two
- Glass measuring cup or glass
- Household items
- Liquid solute (milk, juice, or other)
- Masking tape
- Measuring device
- Measuring tool for teaspoons
- Paper
- Pen

- PPE substitutes found at home (e.g., gloves, masks)
- Ruler or measuring tape
- Salt – one teaspoon
- Spoons – two
- Sterilization equipment or supplies
- Straw or baster
- USCS ruler or tape measure
- Water (tap or distilled)
- White bleached flour – one teaspoon
- White distilled vinegar – two cups

### Software

- Word processing software
- Spreadsheet software

### Other

- Access to a laundry facility
- Timer
- Optional
- Phone



Course Code: EDL263

## Medical Office Administration 1a: Introduction

### Physical

- Audio recording device
- Camera
- Index cards
- Medical reference source, print or online
- Printer
- Scanner
- Video recording device

### Software

- Presentation software
- Word processing software

### Other

- Classmate/friend to be mock patient/mock caller

### Optional

- Flowchart software
- Art supplies
- Product manuals, print or online



Course Code: EDL264

## Medical Office Administration 1b: Vital to the Front Office

### Physical

- Video recording device
- Art supplies
- Digital camera

### Other

- Reliable sources (print or online)
- Partner

### Software

- Word processing software

### Optional

- Printer
- Index cards
- Medical coding site
- Audio recording device



Course Code: EDL241

## Medical Terminology 1a: Introduction

### Required Materials

- Standard computer with:
  - Internet access
  - Word processing program
  - Slideshow program

- Video recording device (camera phone or computer camera)
- Medical Dictionary (printed or online)
- Standard sized paper
- Pencil or colored pencils



Course Code: EDL242

## Medical Terminology 1b: Discovering Word Foundations

### Physical Required Materials

- Laptop or desktop computer
- Computer speakers
- Camera or video recorder
- Printer and printer paper

### Technical Materials

- Slideshow software
- Word processing program
- Video editor



Course Code: EDL225

## Middle School Career Exploration 1

### Required Materials

- Computer with:
  - Word document program
  - Slideshow program
- Pictures or images for slideshows
- Job Application Form for U8 (downloaded from internet)

- Camera with video recording
- Calculator
- Poster board for U3 Assessment Job Board
- Printed images for U3 Assessment Job Board
- Pencil



Course Code: EDL226

## Middle School Career Exploration 2

### Required Materials


- Video recording device like a camera or a phone

### Optional

- Paper, pencil, posterboard and markers

### Software

- Word processing software
- Slide presentation software



Course Code: EDL102


## Middle School Coding 1a: Introduction

### Required Materials

- Device that can record video or audio

### Software

- Word processing software
- Obvibase (requires login)
- Scratch (requires login)
- Lucidchart (requires login)
- OnlineGDB (requires login)
- Google Docs (requires login)



Course Code: EDL109

## Middle School Coding 1b: Learning Python & Javascript

### Required Materials

- Browser-based software that may need a login
- Repl.it: <https://repl.it/>



Course Code: EDL077

## Middle School Digital Art and Design

### Required Materials

- Digital camera or cell phone with a camera feature (requires uploading digital photographs taken by student)
- Drawing paper and colored pencils or markers or drawing software (requires creating a logo)
- Drawing paper and colored pencils or markers or drawing software (requires creating a logo)
- Drawing paper and colored pencils or markers or drawing software or animations software (requires creating a character that could be animated)
- A computer or phone with a recording feature/app (will need to record a “radio” commercial)



Course Code: EDL341

## Middle School Exploring Business

### Required Materials

- Video recording device
- Audio recording device
- Camera

### Optional

- Art supplies, such as markers and large index cards
- Illustration software
- Printer

### Software

- Word processing software
- Presentation software



Course Code: EDL342

## Middle School Exploring Health Science

### Required Materials

- Video recording device
- Household props (will vary)
- Various household items like cloth mask, cotton gloves, cleaner or antibacterial wipes
- Rubber band, belt or fabric
- Small square of paper or cotton ball
- Mechanical pencil
- Container for vial
- Friend or family member
- Graph paper
- Colored pencils
- Chair with armrests
- Additional chair

### Software

- Slide presentation software
- Word processing software

### Optional

- Paper
- Colored pencils
- Various household props
- Stuffed animal or doll
- Illustration software
- Printer



Course Code: EDL343

## Middle School Exploring Information Technology

### Required Materials

- Computer with a microphone and camera

### Software

- Google Drive (requires login)
- Google Sites (requires login)

- Gmail (requires login)
- Lucidpress (requires login)
- Obvibase (requires login)
- CodeSkulptor3
- Webcamera.io



Course Code: EDL079

## Middle School Exploring Music

### Required Materials

- Video recording device

- Audio recording device



Course Code: EDL080

## Middle School Fitness

### Required Materials

- Video recording device – either camera phone, iPad, computer camera – as long as video and sound can be recorded
- Paper and pencils if student chooses to hand draw certain labs rather than using slide-show presentation
- Free weights or a free-weight substitute like canned soup or milk jugs
- A ball for throwing
- A Frisbee

- Hockey stick, golf club, or baseball bat and matching ball
- Timer
- Distance tracker or distance tracking app
- Tennis racket, badminton racket, or ping-pong paddle
- Jump rope
- Volleyball or football
- A friend or family member to act as a partner



Course Code: EDL103

## Middle School Game Design 1a: Introduction

### Scratch 3.0 Preview

- We are accessing Scratch 3.0 Preview Version in this course. Here are the minimum requirements from the Scratch 3.0 FAQ page (<https://scratch.mit.edu/preview-faq>):
- Scratch 3.0 is built on industry-standard HTML5 technology and is no longer dependent on Flash. Because of this, it runs in any modern web browser.

### Desktop

- Chrome (63+)
- Edge (15+)
- Firefox (57+)
- Safari (11+)

### Tablet

- Mobile Chrome (62+)
- Mobile Safari (11+)

*Please Note:* In this course, students will be designing their games in Scratch. The current version of Scratch 2.0 is Flash-based, but a new version is coming out later this year. Scratch offers a preview mode of their 3.0 version. We have tailored our instructions toward the Scratch 3.0 preview mode, found here: <https://preview.scratch.mit.edu/>. We will update our instructions once Scratch 3.0 is officially launched.

### Frequently Asked Questions

#### Will Scratch 3.0 work on tablets and phones?

- Scratch 3.0 will work on desktop, laptop, and tablet devices (iOS 11+ and Android 6+). On tablets, there won't be a way to use "key pressed" blocks or right-click context menus until next year. You will be able to view projects on mobile phones, but you won't be able to create or edit projects on phones.

#### Will Internet Explorer be supported?

- No. We encourage Scratch 2.0 users using Internet Explorer to upgrade their browsers in advance of the Scratch 3.0 official launch.

#### What is WebGL and why do I need it to run Scratch 3.0?

- WebGL is a browser technology that is used by Scratch 3.0 to render projects to the stage. While WebGL is supported in all modern browsers, some older computers and operating systems can not support it. For users that can not run WebGL we recommend using the Scratch 2.0 Offline Editor.





Course Code: EDL110

## Middle School Game Design 1b: Creating a Game

### Required Materials

- Art supplies: paper, markers, scissors, glue, popsicle sticks
- Video recording device

### Software

- Scratch (requires login)
- Word processing software

- Lunapic
- Leshy SFMaker

### Other

- A friend or family member

### Other

- Drawing software



Course Code: EDL031

## Middle School Photography: Drawing with Light

### Required Materials

- Digital camera: “point and shoot” or above  
*A Smartphone may be used for most required tasks, however, appropriate applications will need to be installed to allow the student to make the necessary adjustments to the camera mode, shutter speed, and aperture.*

- Paper and Pen/Pencil for note taking
- Camera cord to transfer images to the computer
- Image Editing Software
- Lighting tools for side, front, and back lighting



Course Code: EDL346

## Middle School Photography 1a: Introduction

### Required Materials

\*A Smartphone may be used for most required tasks; however, appropriate applications will need to be installed to allow the student to make the necessary adjustments to the camera mode, shutter speed, and aperture.

- Digital camera: “point and shoot” or above
- USB cable, as needed to transfer photos
- Audio recording device
- Video recording device
- An everyday household object (like a TV, refrigerator, etc.)
- Assorted food items

- Backdrop (blanket, construction paper, sheet, etc.)

### Software

- Word processing software
- Slide presentation software
- Online timeline creator



Course Code: EDL078

## Middle School 2D Studio Art

### Required Materials

- Various sizes of white drawing paper
- Various sizes of colored paper
- Paintbrushes in varying sizes
- Empty cans or jars to wash paintbrushes
- Ruler and/or protractor
- Erasers
- Scissors
- Miscellaneous household objects to use for still life art
- Digital camera, camera phone, or other type of camera

### Paint: (at least two or more of the following)

- Tempera Paint
- Acrylic Paint
- Watercolor
- Ink Wash
- Oil Paint

### Drawing Tools: (two or more of the following)

- Pastels
- Charcoal
- Markers
- Colored Pencil
- Crayons





Course Code: EDL228

## Microsoft Outlook: Office Fundamentals Series

### Required Materials

- a computer with audio and video recording capability (or a video recording device)

### Software

- Internet access
- Microsoft Outlook

- Microsoft Word
- Vistaprint.com account or similar
- Zoom.us account
- Presentation software, such as Microsoft PowerPoint
- Microsoft account



Course Code: EDL217

## Network Security Fundamentals 1a: Introduction

### Required Materials

- Video or audio recording device

### Software

- Word processing software
- Presentation software
- Spreadsheet software



Course Code: EDL218

## Network Security Fundamentals 1b: Forensics and Permissions

### Required Materials

- Steganography software
- Video or audio recording device
- Word processing software that supports infographics
- Mobile device

### Software

- Word processing software
- Presentation software
- Spreadsheet software
- Screen capture software



Course Code: EDL245

## Nursing Assistant 1a: Introduction

### Required Materials

- Cell phone, tablet, or computer camera with sound and video recording abilities
- Various props to demonstrate proper patient care (wash cloth, razor, towel, feeding utensils, fake food items, paper for recording measurements, etc.)
- Materials to build a model (paper, cardboard, clay, markers, etc.)

- A doll or stuffed animal to use as a patient

### Software

- Slideshow creation software
- Word processing software

### Optional

- Paper, poster board, markers



Course Code: EDL246

## Nursing Assistant 1b: Patient Care

### Required Materials

- Video recording device
- Various healthcare props to demonstrate tasks (gown, mask, gloves, equipment, bed, sheet, disinfectants, watch, thermometer, scale, etc.)
- Mode of communication (cell phone, video conferencing program, etc.)
- Calculator
- A sink
- Audio recording device
- A “patient” (stuffed animal, friend/family member)

### Software

- Spreadsheet software
- Word processing software
- Presentation software
- Graphic design software (optional)

### Optional

- Camera
- Posterboard with markers



Course Code: EDL247

## Office Administration 1a: Introduction

### Required Materials

- Video recording device

### Software

- Word processing software
- Presentation software
- Electronic calendar management software
- Spreadsheet software

- Microsoft Excel

### Other

- A friend to deliver a presentation to

### Optional

- Design software
- Google Sheets



Course Code: EDL248

## Office Administration 1b: Running the Office

### Required Materials

- Calculator
- A video recording device (laptop camera, smartphone, tablet, etc.)

### Software

- Word processing software
- Presentation software

- Spreadsheet software

### Other

- A family member or friend

### Optional

- Paper and writing utensil



Course Code: EDL332

## Operational Cybersecurity 1a: Introduction

### Required Materials

- Video recording device

### Software

- Word processing software

- Presentation software

- Google Drive(requires login)

### Optional

- Image editing software



Course Code: EDL332

## Operational Cybersecurity 1b: Security and Planning in the Workplace

### Physical

- Audio recording device

### Software

- Word processing software
- Spreadsheet software
- Proprietary or open-source tool to test for technical vulnerabilities

### Optional

- Image editing software
- Presentation software
- Video recording device



Course Code: EDL302

## Pharmacology 1a: Introduction

### Required Materials

- Digital camera or smartphone camera
- Printer or blank paper
- Pens or markers
- Audio or video recording device
- Vegetable like zucchini, eggplant, cucumber

### Software

- Word processing software
- Presentation software
- Computer drawing application (optional)



Course Code: EDL303

## Pharmacology 1b: Analysis and Effects

### Required Materials

- Paper, pens or markers
- Audio recording device
- Digital camera

- Presentation software
- Screen capture tool

### Optional

- Television with cable or local network access (optional)

### Software

- Word processing software




Course Code: EDL229

## PowerPoint: Office Fundamentals Series

### Required Materials

- Microsoft Office 2019 (or Office 365 subscription)
- Audio and Video recording capabilities for computing device that runs PowerPoint (student will record themselves giving a presentation)

- Audio recording device



Course Code: EDL070

## Principles of Agriculture, Food and Natural Resources

### Required Materials

- A digital camera or camera phone
- Supplies for an experiment of the student's choice



Course Code: EDL223

## Principles of Business, Marketing, & Finance 1a: Introduction

### Required Materials

- Computer with:
  - internet access
  - word processing program

- Video recording device (camera phone or computer camera)
- slideshow program



Course Code: EDL224

## Principles of Business, Marketing, & Finance 1b: Targeting Your Business Insight

### Required Materials

- A computer
- Internet access
- Presentation software

- A word processing program
- An audio or video recording device



Course Code: EDL150

## Principles of Information Technology 1a: Introduction

### Hardware

- A computer with Internet access
- A video camera or a smartphone with video capability


### Other:

- A working Google account: This course is using Google Chrome browser 71.0.3578.98 in screenshots and demos.

### Software

- A word processing program such as Microsoft Word
- A spreadsheet program such as Microsoft Excel
- A database program such as Microsoft Access or Obvibase

*Note for Teachers:* Unit 6 Activity requires the use of Microsoft Access in order to work with forms and queries. Access is only available for Windows at this time. Teachers are alerted that they may need to come up with an alternative project for that activity, if students do not have Access.



Course Code: EDL151

## Principles of Information Technology 1b: Working with Computers

### Required Materials

**Note for the Teachers' Guide:** Teachers will need to share an email address with their students so that students can share a link to a website they create in the Unit 2 Activity.

- Internet access
- Digital camera or phone that can take pictures and (optional) video
- App Inventor 2
- Microsoft Word
- Google account
- Boomerang Add-on for Gmail
- Microsoft PowerPoint
- Quizlet account



Course Code: EDL322

## Programming 2a: Procedural Programming

### Software

- Word processing software
- PythonAnywhere (requires login)
- Trinket (requires login)
- Spreadsheet software
- io
- Figma (requires login)
- Presentation software



Course Code: EDL323

## Programming 2b: Creative Programming

### Required Materials

- Camera

### Software

- Replit.com (requires login)
- AppInventor (requires login)
- Word processing software

- Canva (requires login)
- Visual Crossing (requires login)
- Presentation software

### Other

- Helper





Course Code: EDL107

## Reading and Writing for Purpose

### Required Materials

- Computer with internet access
- Slideshow presentation program (PowerPoint, Keynote, etc.)
- Word processing program (Microsoft Word, Text Editor, etc.)
- Camera with photo and audio/video recording capabilities
- Printer

- Highlighters
- Paper
- Pencils/Pens
- Crayons/Markers/Colored Pencils

For students that will be editing and revising their work on paper and creating some of the assigned illustrations by hand (there is always the option to create these digitally), they will need:



Course Code: EDL061

## Restaurant Management

### Required Materials

- A digital camera or camera phone
- Ingredients and tools to make a simple food dish of the student's choice

- Stove/grill/oven/microwave



Course Code: EDL326

## Robotics 1a: Introduction

### Required Materials

- Sound recording device
- Two-button mouse with middle scroll wheel
- Video recording device
- Digital camera or scanner

### Software

- Word processing software
- Presentation software
- Spreadsheet software
- Google Drawings (requires login)
- Onshape (requires login)
- CoppeliaSim Edu



Course Code: EDL327

## Robotics 1b: Intelligent Robots

### Required Materials

- Arduino hardware kit (\$59.99) (Note: There are many different brand names available, with a wide range of pricing.)
- Paper and pencil or pen

### Software

- Arduino IDE
- Tinkercad (requires login)
- Teachable Machine
- Word processing software
- Presentation software



Course Code: EDL328

## Robotics 2a: Design a Robot

### Physical

- ELEGOO UNO R3 Project Smart Robot Car Kit V 4.0 with remote control(\$89.99)
- Digital camera
- Audio recording device
- Engineering notebook
- Paper, Pen/pencil
- Black paper
- Tape/ Colored tape
- Proof of concept materials\*\*
- Prototype materials\*\*

\*\*Materials that students use for their proof of concept and prototype may vary significantly depending on the project chosen by a student and the problem that project solves.

### Software

- Tinkercad(requires login)
- EleRobot app
- Presentation software
- Word processing software
- Photo editing software
- Spreadsheet software

### Other

- Chart paper
- Sticky notes
- Whiteboard





Course Code: EDL059

## Social Media: Our Connected World

### Required Materials

- Tablet, laptop, or phone
- Audio recording device like a cell phone

### Software

- Word processing software

- Graphic design program like Google Slides or Canva

### Other

- Google account/access to Blogger
- Facebook or Twitter account
- Instagram account



Course Code: EDL304

## Sports Medicine 1a: Introduction

### Required Materials

- Video recording device
- Doll or stuffed animal
- Various props to demonstrate healthy lifestyle choices (weights, yoga mat, fruits, vegetables, etc.)

### Software

- Word processing software

- Spreadsheet software
- Presentation software

### Optional

- Poster board and markers
- Paper and pencil



Course Code: EDL305

## Sports Medicine 1b: Injury Prevention

### Required Materials

- Video recording device
- Camera
- Athletic tape (or appropriate substitution)
- Various props (Legos, paper, rocks, etc.)
- Household objects to create a splint and a sling
- ACE bandage (or anything that adds compression)

### Software

- Word processing software

- Presentation software
- Spreadsheet software

### Other

- Friend or family member to act as model (or doll/stuffed animal)

### Optional

- Workout gear for demonstration photos
- Exercise equipment (mat, towel, weight bench, etc.)



Course Code: EDL306

## Sports Medicine 2a: Working With Clients

### Physical

- Video recording device
- Tools for fitness assessments (ruler, box, timer, etc.)

### Software

- Presentation software
- Word processing software

### Other

- Friend or family member
- A person to interview

### Optional

- Art supplies
- Digital design software
- Poster board
- Markers
- Digital camera
- Spreadsheet software



Course Code: EDL355

## Theater, Cinema and Film Production 1a: Introduction

### Required Materials

You will be required to have access to the standard editions of the three films used in this course:

- Singin' in the Rain (1952)
- Wizard of Oz (1932)
- Casablanca (1942)

If you do not already have access to these movies, you may consider other sources such as your local library.

*Note:* Timestamps referenced throughout the course apply to standard editions of the applicable film and may not align with any extended/modified versions.



Course Code: EDL356

## Theater, Cinema and Film Production 1b: Lights, Camera, Action!

### Required Materials

- Word processing software
- Presentation software
- Spreadsheet software
- Blogger (requires login)

### Other

- Access to a play or film; could be live, streaming, or physical media

- Access to an Oscar-winning film
- Access to a film noir
- Access to a film scored by John Williams
- Access to a film with costume design by Edith Head
- Access to a film that has won an Oscar for production design



Course Code: EDL298

## Touch Systems Data Entry: Keyboard Like a Pro

### Physical

- Computer (to use as prop)
- Video recording device
- Paper
- Notebook
- Pen or pencil
- Digital camera
- Magazine
- Envelope

- Postage stamp

### Software

- Word processing software
- Presentation software
- com(requires login)
- com(login optional)
- com(requires login)



Course Code: EDL050

## The Lord of the Rings: An Exploration of the Films and Its Literary Influences

### Required Materials

You will be required to have access to the standard (non-extended) editions of the three Lord of the Rings films:

- The Lord of the Rings: The Fellowship of the Ring
- The Lord of the Rings: The Two Towers
- The Lord of the Rings: The Return of the King

If you do not already have access to these movies, you may consider other sources such as your local library.

*Note:* Timestamps referenced throughout the course apply to standard editions of the applicable film and may not align with any extended/modified versions.



Course Code: EDL219

## Web Development 1a: Introduction

### Required Materials

- Internet access
- Word processing software
- Google Drawings (or similar software)
- Google Slides (or similar software)
- Formspre.io
- Github account
- Repl.it account
- JSFiddle account



Course Code: EDL220

## Web Development 1b: Planning and Designing

### Required Materials

#### Software

- Visual Studio Code
- Canva Color Wheel
- Unsplash
- Icons8
- Graphics or visual HTML editor
- Word processing software
- Google Drawings (login required)
- Slide presentation software
- GIMP version 2.10.14
- Leshy SFMaker
- Weebly (login required)
- Image editor
- Wordtracker
- jsfiddle
- w3 XML Validator
- Grid Framework
- Text editor
- Google Docs
- Google Account (login required)



Course Code: EDL318

## Web Development 2a: Sketching and Scripting

### Required Materials

- Video recording device

#### Software

- Word processing software
- Graphics software
- GitHub (requires login)
- Replit.com (requires login)



Course Code: EDL319

## Web Development 2b: Website Goes Live

### Required Materials

- Video recording device

#### Software

- Word processing software
- Graphics software
- GitHub (requires login)
- Replit.com (requires login)




Course Code: EDL230

## Word: Office Fundamentals Series

### Required Materials

- Microsoft Office Word 2019, or an Office 365 Subscription
- The student will create an account with some file or web hosting site (Dropbox, GoogleDocs, Wix, etc.) to create an E-portfolio as a capstone project for the course.



Course Code: EDL051

## Women's Studies: A Personal Journey Through Film

### Required Materials

You will be required to have access to the standard editions of the films used in this course:

- Mona Lisa Smile (2003)
- Fried Green Tomatoes (1991)
- Far From Heaven (2002)
- Snow White and the Seven Dwarves (Disney Animation – 1937)
- Beauty and the Beast (Disney Animation – 1991)
- Mean Girls (2004)
- The Help (2011)
- A League of Their Own (1992)

If you do not already have access to these movies, you may consider other sources such as your local library.



Course Code: EDL340

## Workplace & Internship Readiness: Preparing for Work & Life

### Required Materials

- A video recording device (laptop camera, cell phone, tablet, etc.)
- Accounting ledger page
- Deposit and withdrawal slips

### Optional

- Camera or scanning device

### Software

- Online file storage (e.g., Google Drive)
- Word processing software
- Digital design program (e.g., Canva)
- Spreadsheet software
- Slide presentation software